

In-bench 60cm Rear Riser DD602SS







DESCRIPTION

60cm Down Draft Riser

- Soft touch controls
- Powered 'rise & fall' operation
- Quiet turbo motor fitted '4 speed variable (remote mounting of motor up to 2 m away possible)
- Extraction Rate '900cbm/h
- 52 dBA max operating noise level
- Washable aluminium filters
- 1 x 6w LED strip light
- Colour: S/Steel & black glass

DIMENSIONS

 Width	589
 Depth	120
 Height	660
 Volume	900

TECHNOLOGIES

LED Lights

Soft-touch Control

COLOURS



Black
with
Stainless
Steel