

Solis Perfetta Plus Espresso Black



DESCRIPTION





This semi-automatic espresso machine is quiet in use and allows you to enjoy a delicious custom cup of coffee or tea. This home-sized coffee shop machine heats up within 40 seconds, enabling you to get the first cup within just one minute.

In addition to espresso, the Solis Barista Perfetta Plus can also serve hot water and is equipped with a professional 360-degree rotatable steam wand to serve a perfect cappuccino or latte macchiato. A stainless-steel milk jug accompanies the machine in the box, so that you can get started right away. The Solis Barista Perfetta Plus comes with both, single-wall and double-wall filter inserts of 54 mm, allowing you to prepare one or two cups and use freshly ground as well as pre-ground coffee. Don't worry about the dose amount of ground coffee in the filter: a measuring spoon and a tamper are included. Do you prefer to use pads? A filter for E.S.E. pads is included in this appliance's accessories.

With its compact size, the Solis Barista Perfetta Plus takes up only little space and is therefore perfectly suitable for even the smallest kitchen. The device is equipped with a warming tray on which the cups can be warmed up. This allows you to enjoy the coffee at the right temperature for a longer period. Besides the delicious coffee you can prepare with this machine, the Solis Barista Perfetta Plus is also equipped with a hot water function for a perfect Americano or just a cup of tea. The manometer shows the pressure at which the espresso is being prepared. The perfect extraction pressure during brewing is between 8 and 12 bar.

The machine can be configured if you want to tweak and get the most out of your coffee beans. You choose the quantity of coffee per cup and the brewing temperature. The machine memorises the settings until these are changed or reset. To save energy, the Solis Barista Perfetta Plus switches to standby mode after 10 minutes and can additionally be adjusted to 30 or even 120 minutes. After 20 minutes of standby mode, the machine automatically shuts down. The machine also includes a BRITA INTENZA water filter. This ensures an optimal taste experience as the filter reduces limescale and gypsum deposits.

DIMENSIONS

| | |
|---|------------|
|  Width | 187 |
|  Depth | 372 |
|  Height | 321 |
|  Volume | 1.7 |

COLOURS



Black