

## In-bench 60cm Rear Riser DD602SS







### DESCRIPTION

60cm Down Draft Riser

- Soft touch controls
- Powered 'rise & fall' operation
- Quiet turbo motor fitted '4 speed variable (remote mounting of motor up to 2 m away possible)
- Extraction Rate '900cbm/h
- 52 dBA max operating noise level
- Washable aluminium filters
- 1 x 6w LED strip light
- Colour: S/Steel & black glass

### DIMENSIONS

 Width	<b>589</b>
 Depth	<b>120</b>
 Height	<b>660</b>
 Volume	<b>900</b>

### TECHNOLOGIES

**LED Lights**

**Soft-touch Control**

### COLOURS



Black  
with  
Stainless  
Steel